

# 2024

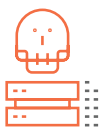
## Mid-Year Cyber Threat Report

ACTIONABLE INSIGHTS FOR EVOLVING THREATS

### EXECUTIVE SUMMARY



#### THREAT LANDSCAPE



# 125%

Our sensors detected 50 hours worth of critical attacks in a 40-hour work week. You read that right - our average firewall was under attack 125% during a 40-hour work week.

Organizations were saved from a potential 46 days of downtime in the first five months of 2024.



# 46 DAYS



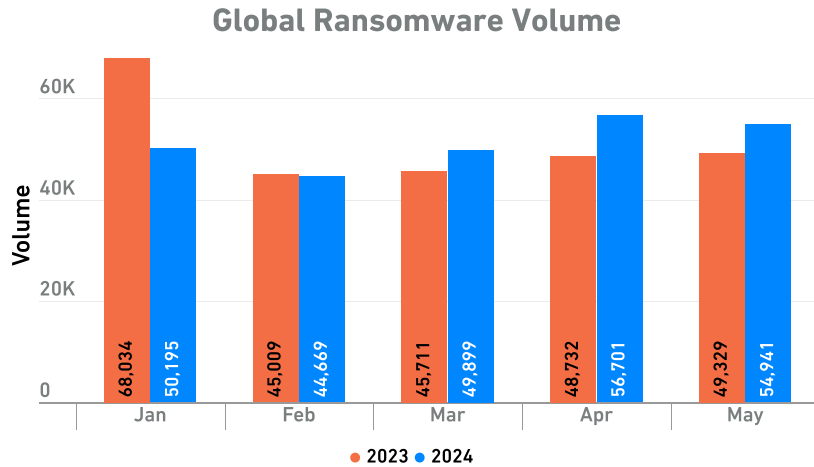
# 12.6%

At a minimum, 12.6% of all revenues are exposed to cyber threats without proper protection. For a \$10 million company that equates to \$1.2 million.





Ransomware is on the rise in the Americas (NOAM: 15%, LATAM: 51%). EMEA, however, is pulling the global numbers down, logging a -49% suggesting improved cybersecurity measures and law enforcement interventions are having a positive impact.



## MALWARE

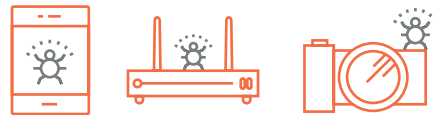
▲ **30%**

Malware trended up from March to May, seeing a massive 92% increase in May alone.

**15%**

15% of all malware are leveraging software packing as the primary MITRE TTP.

Attacked IoT devices spent an average of 52.8 hours under attack.



▲ **107%**

## IoT MALWARE



## ENCRYPTED THREATS

1 1 0 0 1 X  
 1 0 X X 1 1  
 0 0 1 X X 1  
 1 0 0 X 1 1  
 1 1 0 X 1 0

▲ **92%**

Encrypted threats jumped 92%, which showcases growing sophistication from cybercriminals and the tools they use, such as artificial intelligence (AI).



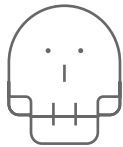


Eighty-three percent of customer-received alerts from our managed services team are related to cloud apps and compromised credentials.

83%



### RTDMI™



526  
— NEW VARIANTS —  
**A DAY**

SonicWall Capture Advanced Threat Protection (ATP) with Real-Time Deep Memory Inspection (RTDMI™) recorded 78,923 new variants.

### CRYPTOJACKING



▼ 60%

After a record-breaking year, Cryptojacking dropped 60%. Most of the globe saw a decrease with the exception of India who saw a staggering 409% increase.

[DOWNLOAD THE REPORT](#)

As a best practice, SonicWall routinely optimizes its methodologies for data collection, analysis and reporting. This includes improvements to data cleansing, changes in data sources and consolidation of threat feeds. Figures published in previous reports may have been adjusted across different time periods, regions or industries.